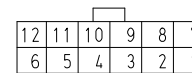
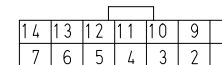


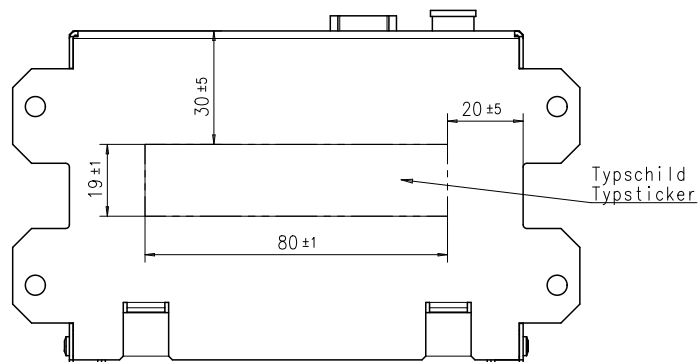
A	Micro Mate 4-794677-2
Pin 1	AF-*Speaker* IN +
Pin 2	AF-*Micro* OUT+
Pin 3	n.c.
Pin 4	TXD
Pin 5	n.c.
Pin 6	Minus (Kl.31)
Pin 7	AF-*Speaker* IN -
Pin 8	AF-*Micro* OUT -
Pin 9	Plus geschaltet (Kl.15; 24Volt)
Pin 10	RXD
Pin 11	n.c.
Pin 12	n.c.



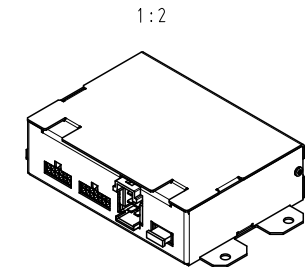
B	Micro Mate 4-794677-4
Pin 1	Minus (Kl.31), not used
Pin 2	RB CAN L (MCNet)
Pin 3	RB CAN GND (MCNet), not used
Pin 4	n.c.
Pin 5	n.c.
Pin 6	AF-*Micro* IN +
Pin 7	AF-*Speaker* OUT +
Pin 8	n.c.
Pin 9	RB CAN H (MCNet)
Pin 10	n.c.
Pin 11	n.c.
Pin 12	n.c.
Pin 13	AF-*Micro* IN -
Pin 14	AF-*Speaker* OUT -



C	MCP 2.8 8-968970-1
Pin 1	Kl.15 (IGN) (Option)
Pin 2	ExtKl CAN Shielding
Pin 3	ExtKl CAN H
Pin 4	Kl.30 (Power)
Pin 5	Kl.31 (GND)
Pin 6	ExtKl CAN L



Freiraum fuer Stecker und Kabel
Clearance for plugs and cable



Gerät ohne Verpackung und Beipack gezeichnet.
Diese Zeichnung enthält nur die wesentlichen Einbaumaße.
Eingetragene Toleranzen sind fuer die Abnahme bestimmt.

Drawing without packing.
This drawing only includes the most essential mounting dimensions.
Indicated tolerances serve for acceptance.

Gewicht:
Weight: ca. 370 g



Measures without indication of tolerance acc. to		CAD Drawing	ID
3	---- 04.01.11 Ri 6	9	12
2	---- 07.10.10 Ri 5	8	11
1	---- 10.05.10 Ri 4 A23336 25.07.16 Co 7	7	10
Ind.	Mod.Nr.	Date	Name
Ind.	Mod.Nr.	Date	Name
Ind.	Mod.Nr.	Date	Name
Ind.	Mod.Nr.	Date	Name
Part name/Part title			
EIF			
Entertainment Interface			
Drawing-Nr./Ref.no.		Scale	
7 620 200 013		1:2	
No. of sheets/01		Sheet no. 01	
This includes:		EA2)	

PCB-Transfer-File :
Projekt-Library: BPP_PS_7620200013-EIF-Baugruppe

Material: 7 620 200 013
First Use
Ntc.
Dpt.:CM-C13/END

Weight:

EMV: E1: 10R - 04 6093